

Technical Sheet

Sabi Sofa

This series consists of sofas and modular elements. The Sabi series also includes armchairs and a sun bed with adjustable backrest.

Structure: stainless steel, seat provided with elastic belts. Base made of Sassafras wood, plastic spacers. **Coupling system:** stainless steel.

Structure upholstery: fixed cover in Thua fabric or hand woven with Rope cord or Aquatech cord.

Seat cushions: removable, in stress resistant expanded polyurethane for the interiors, treated to be water repellent for the exteriors.

Seat pad upholstery: removable cover available in the fabrics Luz, Rope T or Brio.

Notes: Back and loose cushions are necessary for enhanced comfort; quantity and dimensions depend on the selected product.

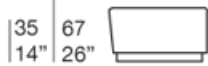
The use of a Winter Set protection cover is recommended.

(Technical drawing on following page)

B39A



190
75"

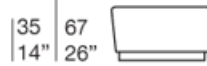


96
38"

B39B



275
108"



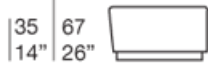
96
38"

Elementi d'angolo / Corner elements

B39CS



180
71"



96
38"

B39CD



180
71"

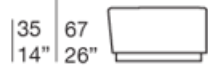


96
38"

B39NS



180
71"



96
38"

B39ND



180
71"




96
38"

B39ES



265
104"

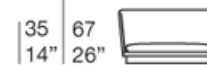


96
38"

B39ED



265
104"

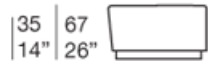


96
38"

B39MS



265
104"



96
38"

B39MD



265
104"



96
38"

Elementi centrali / Central elements

B39D



170
67"




96
38"

B39F



255
100"



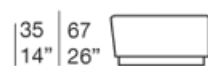
96
38"

Divani con tavolino / Sofas with side tables

B39PTS



265
104"

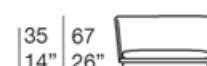


96
38"

B39PTD



265
104"



96
38"